

# Gaultheria procumbens

Native to Maine

Wintergreen  
Teaberry

Upland  
Freshwater Wetlands and Water's edge













## Leaves



Wade Franklin, flickr.com



Look for waxy leaves that are 2 to 5 cm long and occur in clusters of 2 or 3. The oval leaves are alternately arranged and appear smooth with slightly-lobed edges. Crush a leaf. If it smells like mint you have wintergreen!

| LEAF ARRANGEMENT  | LEAF TYPE   | LEAF/LEAFLET SHAPE  | LEAF/LEAFLET EDGE  |
|---|---|---|--|
| <br>ALTERNATE | <br>SIMPLE            | <br>PALMATE | <br>SMOOTH   |
| <br>OPPOSITE | <br>COMPOUND-PALMATE | <br>OVAL   | <br>TOOTHED |
| <br>WHORLED  | <br>COMPOUND-PINNATE | <br>ROUND  | <br>WAVY    |

## Plant



dogtooth77, flickr.com



Look for a very small shrub growing about 10 to 15 cm tall. Plants may form large mats and are evergreen, keeping their leaves through all seasons.

## Stem



Yuri Huta



Look for a creeping green stem that has small red berries in the fall & winter that hang beneath the leaves.

## Seasonal Change



arghman and dogtooth77, flickr.com



In July look for small bell-shaped white flowers. In the fall, look for red berries that last into winter among reddish-green leaves.

## Similar Species

Many plants with similar red berries are toxic, such as hollies and yews. Hollies are much larger (1 m or more tall) with prickly evergreen leaves. Yews have needles unlike wintergreen's smooth green leaves. Only Wintergreen leaves will smell like mint when crushed!

## Fun Fact

Wintergreen leaves and berries are edible. The crushed leaves have been used to make teas to relieve sore throats, headaches, and upset stomachs.

Researched and created by: N. Stephens and S. Donaldson  
Help us improve this species card! Contact us with your updates.